

21. Herbalife Triathlon Susz 2012

WYNIKI ZAWODÓW / RESULTS LIST

printed: 08.07.2012 13:09:04

Miejsce:	Susz	Dystans:	(0,75km+20 km+5km)	Temp. powietrza:	+34 st. C
Data:	08.07.2012	Start:		Temp. wody:	+22,6 st. C
				Głębokość akwenu:	2,5 m - 3,5 m
				Pływanie:	0,75 km
Dyrektor Zawodów:	Piotr Netter			Rower:	20 km (2 x 10 km)
Sędzia Główny:	Jarosław Michalak			Bieg:	5 km
Organizator:	Gmina Susz, CSiR w Suszu, TRS w Suszu, Sport Evolution				

**OPEN
SERIA A**

Msc Rank	Nr Bib	Nazwisko i imię Name	Kraj Nat.	Drużyna Team	R-k YoB	W kategorii in Age	Pływanie	T1/Pozycja	Rower	T2/Pozycja	Bieg	Wynik Time	Strata Diff.
1	2	JERZYK AGNIESZKA	POL	REAL 64-STO LESZNO	88K24/1	K / 1	00:10:58 / 10	00:01:01 / 7	00:31:21 / 1	00:01:13 / 1	00:17:53 / 2	01:02:26	00:00:00
2	9	GŁOGOWSKI ADAM	POL	AZS AWF KATOWICE	93M18/1	M / 1	00:07:22 / 2	00:03:34 / 2	00:32:25 / 3	00:01:12 / 2	00:17:55 / 3	01:02:28	00:00:02
3	6	RAK MATEUSZ	POL	UKS TRI-SAUCONY RUMIA	90M20/1	M / 2	00:07:22 / 1	00:03:32 / 1	00:32:27 / 4	00:01:12 / 3	00:18:16 / 4	01:02:49	00:00:23
4	8	STĘPNIAK KACPER	POL	TRI-SPORT NIEMCZ	94M18/2	M / 3	00:10:38 / 3	00:01:57 / 12	00:32:26 / 5	00:01:10 / 6	00:17:21 / 1	01:03:32	00:01:06
5	392	GAJEWSKI RAFAŁ	POL	UKS TRI-SAUCONY RUMIA	91M20/2	M / 4	00:10:38 / 5	00:00:56 / 4	00:31:48 / 2	00:01:15 / 4	00:19:09 / 10	01:03:46	00:01:20
6	197	SUCHODOLSKI RAFAŁ	POL	WKLS KMICIC CZĘSTOCHOWA	95M16/1	M / 5	00:10:38 / 4	00:00:44 / 3	00:33:28 / 6	00:01:13 / 5	00:19:00 / 9	01:05:03	00:02:37
7	388	RATKOWSKA ZUZANNA	POL	UKS TRI-SAUCONY RUMIA	93K18/1	K / 2	00:10:55 / 9	00:00:59 / 6	00:35:25 / 13	00:01:15 / 10	00:19:17 / 11	01:07:51	00:05:25
8	389	JĘDRZEJEWSKA ALEKSANDRA	POL	UKS TRI-SAUCONY RUMIA	91K20/1	K / 3	00:10:59 / 11	00:00:54 / 5	00:35:28 / 15	00:01:12 / 9	00:19:33 / 14	01:08:06	00:05:40
9	63	BARWIKOWSKI KAROL	POL	UKS G8 BIELANY	90M20/3	M / 6	00:10:44 / 6	00:01:40 / 11	00:35:34 / 18	00:01:17 / 12	00:20:25 / 16	01:09:40	00:07:14
10	361	SZCZERBIŃSKA MAŁGORZATA	POL	MKS TRIATHLON MALBORK	91K20/2	K / 4	00:12:08 / 14	00:01:03 / 13	00:36:55 / 29	00:01:19 / 16	00:18:33 / 5	01:09:58	00:07:32
11	172	KAMIŃSKA DANIELA	POL	MKS SAMBOR TCZEW	93K18/2	K / 5	00:10:52 / 8	00:01:09 / 8	00:35:05 / 10	00:01:17 / 7	00:21:39 / 25	01:10:02	00:07:36
12	422	NEUMAN MARCIN	POL		95M16/2	M / 7	00:12:35 / 16	00:02:29 / 18	00:35:06 / 11	00:01:14 / 15	00:18:39 / 6	01:10:03	00:07:37
13	330	KRAWCZYK NATALIA	POL	S.S. TRIATHLON DELFIN KALISZ	88K24/2	K / 6	00:10:47 / 7	00:01:24 / 9	00:34:56 / 9	00:01:18 / 8	00:21:52 / 27	01:10:17	00:07:51
14	365	LENARTOWICZ PAWEŁ	POL	MLUKS KOŁO	96M16/3	M / 8	00:13:00 / 18	00:01:05 / 15	00:34:04 / 8	00:01:14 / 14	00:21:22 / 22	01:10:45	00:08:19
15	1	MATYSIAK HANNA	POL	G 8 BIELANY WARSZAWA	90K20/3	K / 7	00:11:08 / 12	00:01:05 / 10	00:35:54 / 20	00:01:15 / 13	00:21:27 / 23	01:10:49	00:08:23
16	268	WASILEWSKI RAIWO	POL		95M16/4	M / 9	00:12:05 / 13	00:02:13 / 16	00:33:38 / 7	00:01:17 / 11	00:23:02 / 37	01:12:15	00:09:49
17	341	KARASIŃSKI MARCIN	POL	S.S. TRIATHLON DELFIN KALISZ	70M40/1	M / 10	00:14:28 / 23	00:01:17 / 19	00:36:17 / 24	00:01:46 / 20	00:18:59 / 8	01:12:47	00:10:21
18	387	MALICKI ADAM	POL		91M20/4	M / 11	00:17:10 / 50	00:01:47 / 47	00:35:32 / 16	00:01:16 / 24	00:19:18 / 12	01:15:03	00:12:37
19	305	KARCZEWSKI MAKSYMILIAN	POL	TRS SUSZ	95M16/5	M / 12	00:14:55 / 28	00:01:25 / 26	00:36:12 / 23	00:01:31 / 22	00:21:22 / 21	01:15:25	00:12:59
20	446	ŚWIESIULSKI MICHAŁ	POL		95M16/6	M / 13	00:14:35 / 26	00:01:56 / 27	00:35:55 / 21	00:01:32 / 21	00:22:37 / 33	01:16:35	00:14:09
21	205	FURMAN KORNEL	POL	UKS TRS	93M18/3	M / 14	00:14:37 / 27	00:01:21 / 22	00:35:22 / 12	00:01:21 / 18	00:24:55 / 63	01:17:36	00:15:10
22	393	KALUŻNY JAKUB	POL		91M20/5	M / 15	00:15:23 / 32	00:02:48 / 39	00:37:50 / 35	00:02:11 / 34	00:19:26 / 13	01:17:38	00:15:12

SERIA A

Msc Rank	Nr Bib	Nazwisko i imię Name	Kraj Nat.	Drużyna Team	R-k YoB	W kategorii in Age	Pływanie	T1/Pozycja	Rower	T2/Pozycja	Bieg	Wynik Time	Strata Diff.	
23	182	RYBIŃSKI ROMAN		POL		67M40/2	M / 16	00:12:59 / 17	00:01:49 / 17	00:35:27 / 14	00:01:58 / 17	00:25:33 / 70	01:17:46	00:15:20
24	473	MAMCARZ JAROSŁAW		POL		67M40/3	M / 17	00:14:29 / 24	00:01:35 / 23	00:38:29 / 44	00:01:38 / 26	00:22:06 / 30	01:18:17	00:15:51
25	171	ZAJFERT STANISŁAW		POL		48M60+1	M / 18	00:14:25 / 22	00:01:41 / 24	00:35:32 / 17	00:01:44 / 19	00:25:09 / 65	01:18:31	00:16:05
26	391	ZABŁOCKI PIOTR		POL		95M16/7	M / 19	00:15:53 / 34	00:01:26 / 32	00:36:53 / 28	00:01:08 / 23	00:23:15 / 41	01:18:35	00:16:09
27	335	MALANOWSKI JAROSŁAW		POL		59M50/1	M / 20	00:18:02 / 59	00:01:17 / 50	00:36:11 / 22	00:01:39 / 28	00:21:44 / 26	01:18:53	00:16:27
28	33	ELMINOWSKI WOJCIECH		POL		62M50/2	M / 21	00:19:14 / 77	00:01:34 / 67	00:36:40 / 26	00:01:39 / 41	00:20:58 / 19	01:20:05	00:17:39
29	89	IZYDORCZYK TOMASZ		POL		72M40/4	M / 22	00:16:19 / 40	00:01:47 / 37	00:37:03 / 30	00:01:51 / 27	00:23:15 / 42	01:20:15	00:17:49
30	247	RYDECKI KAROL		POL		60M50/3	M / 23	00:18:55 / 70	00:02:47 / 77	00:35:50 / 19	00:02:27 / 48	00:20:22 / 15	01:20:21	00:17:55
31	179	KLONOWSKI KAMIL		POL		89M20/6	M / 24	00:20:27 / 93	00:02:09 / 85	00:38:00 / 36	00:01:12 / 50	00:18:39 / 7	01:20:27	00:18:01
32	141	DZIUBEK JAKUB		POL		92M20/7	M / 25	00:18:20 / 66	00:02:18 / 64	00:36:24 / 25	00:01:34 / 36	00:22:23 / 32	01:20:59	00:18:33
33	483	KWIATKOWSKI GRZEGORZ				57M50/4	M / 26	00:16:50 / 47	00:01:45 / 43	00:37:37 / 32	00:01:54 / 33	00:23:02 / 36	01:21:08	00:18:42
34	68	BRZOWOWSKI FRANCISZEK		POL		92M20/8	M / 27	00:16:15 / 38	00:01:22 / 33	00:38:33 / 46	00:01:33 / 30	00:24:06 / 54	01:21:49	00:19:23
35	32	FAMULSKA JULITA		POL		77K24/3	K / 8	00:15:12 / 29	00:01:29 / 28	00:39:33 / 60	00:01:37 / 31	00:24:25 / 57	01:22:16	00:19:50
36	29	BIEŃKOWSKI MACIEK		POL		71M40/5	M / 28	00:16:12 / 37	00:02:15 / 42	00:38:49 / 48	00:02:25 / 44	00:22:56 / 34	01:22:37	00:20:11
37	346	JAZIKOWSKI PAWEŁ		POL		72M40/6	M / 29	00:18:00 / 58	00:01:34 / 54	00:37:47 / 34	00:01:33 / 37	00:23:49 / 50	01:22:43	00:20:17
38	59	DUDKOWIAK JACEK		POL		65M40/7	M / 30	00:16:24 / 42	00:01:56 / 41	00:38:53 / 50	00:01:48 / 40	00:23:46 / 48	01:22:47	00:20:21
39	379	MASŁOWSKA MAGDALENA		POL		80K24/4	K / 9	00:17:46 / 56	00:01:35 / 51	00:39:01 / 52	00:01:27 / 45	00:23:12 / 39	01:23:01	00:20:35
40	245	WACŁAWSKI BARTOSZ		POL		89M20/9	M / 31	00:14:22 / 21	00:01:25 / 20	00:41:26 / 75	00:01:43 / 38	00:24:40 / 59	01:23:36	00:21:10
41	299	WITKOWSKI JAROSŁAW		POL		70M40/8	M / 32	00:16:31 / 44	00:02:25 / 46	00:38:22 / 42	00:01:41 / 39	00:25:11 / 66	01:24:10	00:21:44
42	390	RYCIUK ALEKSANDRA		POL		93K18/3	K / 10	00:12:29 / 15	00:01:33 / 14	00:41:48 / 79	00:01:47 / 29	00:26:35 / 81	01:24:12	00:21:46
43	75	DUDKOWIAK ANDRZEJ		POL		11M50/5	M / 33	00:16:26 / 43	00:02:13 / 44	00:39:29 / 59	00:01:28 / 43	00:24:40 / 60	01:24:16	00:21:50
44	386	ZARZYCKI GRZEGORZ		POL		70M40/9	M / 34	00:16:51 / 48	00:02:15 / 48	00:38:13 / 40	00:02:34 / 47	00:24:35 / 58	01:24:28	00:22:02
45	21	JASIŃSKI MATEUSZ		POL		91M20/10	M / 35	00:19:42 / 82	00:02:57 / 86	00:39:15 / 54	00:01:56 / 72	00:21:07 / 20	01:24:57	00:22:31
46	148	ŻELAZNY MAREK		POL		89M20/11	M / 36	00:16:20 / 41	00:02:25 / 45	00:41:16 / 72	00:02:05 / 58	00:23:03 / 38	01:25:09	00:22:43
47	462	MAJKA MAREK		POL		65M40/10	M / 37	00:19:36 / 80	00:02:30 / 80	00:39:28 / 57	00:01:39 / 65	00:22:03 / 29	01:25:16	00:22:50
48	427	KLIMAS MAREK		POL		60M50/6	M / 38	00:19:57 / 87	00:03:01 / 89	00:37:45 / 33	00:01:37 / 61	00:23:14 / 40	01:25:34	00:23:08
49	120	MEIER MARKUS		POL		64M40/11	M / 39	00:21:10 / 103	00:02:10 / 96	00:38:38 / 47	00:01:24 / 67	00:22:15 / 31	01:25:37	00:23:11
50	31	SOŁTYS MAGDALENA		POL		86K24/5	K / 11	00:18:43 / 69	00:01:58 / 65	00:39:29 / 58	00:01:58 / 59	00:23:30 / 44	01:25:38	00:23:12
51	255	NIEDŹWIEDZKI JAKUB		POL		96M16/8	M / 40	00:16:57 / 49	00:03:20 / 58	00:39:49 / 63	00:01:56 / 56	00:23:41 / 47	01:25:43	00:23:17
52	416	MASARCZYK SZYMON		POL		90M20/12	M / 41	00:21:03 / 100	00:02:02 / 92	00:40:36 / 68	00:01:26 / 79	00:20:43 / 18	01:25:50	00:23:24
53	372	ZIELIŃSKI HENRYK		POL		52M60+2	M / 42	00:19:11 / 76	00:02:19 / 73	00:38:32 / 45	00:02:12 / 60	00:23:47 / 49	01:26:01	00:23:35
54	214	KWAŚNY ARTUR		POL		96M16/9	M / 43	00:17:39 / 55	00:01:46 / 52	00:41:47 / 78	00:01:23 / 62	00:23:29 / 43	01:26:04	00:23:38
55	289	GLOBERMAN KEN		POL		69M40/12	M / 44	00:18:12 / 63	00:02:07 / 59	00:39:53 / 65	00:01:53 / 57	00:24:06 / 53	01:26:11	00:23:45
														CLUB (WIT














SERIA A

Msc Rank	Nr Bib	Nazwisko i imię Name	Kraj Nat.	Drużyna Team	R-k YoB	W kategorii in Age	Pływanie	T1/Pozycja	Rower	T2/Pozycja	Bieg	Wynik Time	Strata Diff.
56	308	SZAŁKOWSKI AMADEUSZ	POL	UKS TRS	93M18/4	M / 45	00:14:18 / 20	00:01:54 / 25	00:38:20 / 41	00:01:39 / 25	00:30:11 / 119	01:26:22	00:23:56
57	337	JURCZYK JUSTYNA	POL		87K24/6	K / 12	00:14:01 / 19	00:01:49 / 21	00:44:19 / 109	00:01:51 / 55	00:25:02 / 64	01:27:02	00:24:36
58	17	WIERZBIŃSKI MARCIN	POL		62M50/7	M / 46	00:15:21 / 31	00:01:54 / 30	00:39:49 / 64	00:02:10 / 42	00:27:49 / 96	01:27:03	00:24:37
59	12	PERNAK PIOTR	POL	TEAM ASICS	72M40/13	M / 47	00:19:44 / 83	00:03:58 / 100	00:37:24 / 31	00:02:05 / 64	00:24:02 / 52	01:27:13	00:24:47
60	274	POŁOŃSKI JAN	POL	SKS KATOLIK.EDU.PL	95M16/10	M / 48	00:16:19 / 39	00:01:50 / 38	00:42:07 / 84	00:01:37 / 52	00:25:33 / 71	01:27:26	00:25:00
61	298	JANCZEWSKI DARIUSZ	POL		70M40/14	M / 49	00:19:46 / 84	00:02:24 / 82	00:39:21 / 56	00:02:17 / 71	00:23:40 / 45	01:27:28	00:25:02
62	218	LENARTOWICZ GRZEGORZ	POL	MLUKS KOŁO	69M40/15	M / 50	00:16:01 / 35	00:01:47 / 35	00:38:08 / 37	00:02:03 / 32	00:29:36 / 116	01:27:35	00:25:09
63	280	WIŚNIEWSKI ZENON	POL	OMNIVENT	50M60+3	M / 51	00:17:28 / 53	00:02:46 / 56	00:36:52 / 27	00:02:43 / 46	00:27:48 / 95	01:27:37	00:25:11
64	402	JÓZEFOWICZ PATRYK	POL		89M20/13	M / 52	00:19:16 / 79	00:01:40 / 69	00:38:11 / 39	00:02:06 / 49	00:26:27 / 78	01:27:40	00:25:14
65	250	MARSZAŁEK MARCIN	POL		70M40/16	M / 53	00:19:47 / 85	00:01:57 / 78	00:38:51 / 49	00:02:40 / 66	00:24:40 / 61	01:27:55	00:25:29
66	115	GODLEWSKI MACIEJ	POL		72M40/17	M / 54	00:21:19 / 107	00:04:18 / 117	00:38:54 / 51	00:02:09 / 88	00:21:33 / 24	01:28:13	00:25:47
67	55	SIKORA MICHAŁ	POL	DZIKIE WYTRZYMAŁE PLEMIĘ Z RZAHOLECKIEGO	69M40/18	M / 55	00:22:25 / 114	00:01:41 / 104	00:42:50 / 90	00:01:26 / 97	00:20:36 / 17	01:28:58	00:26:32
68	196	BLANKIEWICZ RAFAŁ	POL		71M40/19	M / 56	00:18:59 / 72	00:02:23 / 72	00:42:08 / 85	00:02:33 / 83	00:22:57 / 35	01:29:00	00:26:34
69	95	SYRYJCZYK MARTA	POL		76K24/7	K / 13	00:15:37 / 33	00:02:10 / 34	00:38:22 / 43	00:02:07 / 35	00:31:45 / 123	01:30:01	00:27:35
70	472	NOWAK WOJCIECH	POL	BIEGAMYRAZEM.PL	57M50/8	M / 57	00:16:07 / 36	00:01:53 / 36	00:43:00 / 93	00:02:41 / 69	00:26:21 / 77	01:30:02	00:27:36
71	394	BUTOWSKI BARTŁOMIEJ	POL	UKS TRI-SAUCONY RUMIA	94M18/5	M / 58	00:15:13 / 30	00:01:42 / 29	00:43:18 / 97	00:01:36 / 51	00:28:27 / 102	01:30:16	00:27:50
72	142	BRYZEK ARNOLD	POL		70M40/20	M / 59	00:18:05 / 60	00:02:32 / 63	00:39:38 / 61	00:01:43 / 54	00:28:21 / 101	01:30:19	00:27:53
73	90	KRYMARYS JAKUB	POL	SKS.KATOLIK.EDU.PL	96M16/11	M / 60	00:18:15 / 65	00:02:08 / 60	00:41:22 / 74	00:02:00 / 70	00:26:36 / 82	01:30:21	00:27:55
74	437	MALISZEWSKI JERZY	POL	BANASZEK DUDA TEAM	66M40/21	M / 61	00:18:26 / 67	00:03:05 / 74	00:38:11 / 38	00:02:14 / 53	00:28:59 / 110	01:30:55	00:28:29
75	238	BARTKOWIAK ARTUR	POL	DRUŻYNA HELENKI TORUŃ	91M20/14	M / 62	00:21:10 / 105	00:01:43 / 88	00:43:02 / 94	00:01:28 / 90	00:23:41 / 46	01:31:04	00:28:38
76	119	WEPA WIESŁAW	POL	MASTERS CHEŁM	56M50/9	M / 63	00:19:04 / 73	00:03:23 / 83	00:39:16 / 55	00:01:52 / 68	00:27:47 / 94	01:31:22	00:28:56
77	413	GRONOWALSKI DANIEL	POL		91M20/15	M / 64	00:19:16 / 78	00:02:23 / 75	00:40:21 / 67	00:02:16 / 75	00:27:28 / 92	01:31:44	00:29:18
78	336	GAWLIK JANUSZ	POL		61M50/10	M / 65	00:17:26 / 52	00:01:51 / 49	00:42:04 / 83	00:01:37 / 63	00:28:56 / 108	01:31:54	00:29:28
79	42	KWIATOŃ MARTA	POL	DZIKIE WYTRZYMAŁE PLEMIĘ Z RZAHOLECKIEGO	84K24/8	K / 14	00:16:39 / 46	00:02:50 / 53	00:43:31 / 100	00:01:50 / 77	00:27:19 / 90	01:32:09	00:29:43
80	311	SHACKELFORD ELIZABETH	POL	WARSAW INTERNATIONAL TRIATHLON 79K24/9 CLUB		K / 15	00:17:48 / 57	00:02:12 / 55	00:45:32 / 116	00:02:39 / 94	00:24:10 / 55	01:32:21	00:29:55
81	415	RYCIUK WŁADYSŁAW	POL		59M50/11	M / 66	00:22:04 / 110	00:01:57 / 103	00:39:47 / 62	00:01:57 / 82	00:26:42 / 83	01:32:27	00:30:01
82	122	NOWAK ADAM	POL		89M20/16	M / 67	00:20:00 / 88	00:04:13 / 106	00:44:18 / 108	00:01:56 / 108	00:22:00 / 28	01:32:27	00:30:01
83	13	SUMISŁAWSKI SEBASTIAN	POL	TEAM ASICS	76M24/1	M / 68	00:20:07 / 89	00:03:40 / 101	00:43:12 / 96	00:01:33 / 99	00:24:13 / 56	01:32:45	00:30:19
84	466	NIKEL NATALIA	POL	TOWARZYSTO ROZWOJU SPORTU W SUSZU	97K16/1	K / 16	00:16:34 / 45	00:01:39 / 40	00:43:54 / 103	00:01:49 / 73	00:28:50 / 107	01:32:46	00:30:20
85	186	DĘBSKA AGNIESZKA	POL		84K24/10	K / 17	00:19:08 / 75	00:01:37 / 66	00:43:52 / 102	00:01:57 / 86	00:26:46 / 85	01:33:20	00:30:54
86	428	WDOZIAK-OKROJEK KATARZYNA	POL		79K24/11	K / 18	00:18:05 / 61	00:02:23 / 61	00:43:19 / 98	00:01:31 / 80	00:28:05 / 98	01:33:23	00:30:57

SERIA A

Msc Rank	Nr Bib	Nazwisko i imię Name	Kraj Nat.	Drużyna Team	R-k YoB	W kategorii in Age	Pływanie	T1/Pozycja	Rower	T2/Pozycja	Bieg	Wynik Time	Strata Diff.	
87	434	MIKOŁAJCZYK ROBERT		POL		71M40/22	M / 69	00:17:11 / 51	00:03:43 / 68	00:40:46 / 70	00:02:27 / 74	00:29:21 / 114	01:33:28	00:31:02
88	448	WRÓBLEWSKI WOJTEK		USA		63M40/23	M / 70	00:22:19 / 113	00:02:38 / 115	00:41:56 / 82	00:01:29 / 96	00:25:13 / 67	01:33:35	00:31:09
89	348	MYTNIK GRZEGORZ		POL	KKS JURA MOTO SPORT	72M40/24	M / 71	00:14:34 / 25	00:02:43 / 31	00:44:56 / 114	00:02:34 / 76	00:28:48 / 106	01:33:35	00:31:09
90	317	TOMASZEWSKI WOJCIECH		POL		70M40/25	M / 72	00:20:27 / 92	00:03:45 / 105	00:41:55 / 81	00:01:48 / 92	00:25:46 / 72	01:33:41	00:31:15
91	286	MARCHEL LESZEK		POL		61M50/12	M / 73	00:22:48 / 119	00:03:07 / 119	00:39:13 / 53	00:02:44 / 91	00:26:03 / 75	01:33:55	00:31:29
92	202	KŁOS KRZYSZTOF		POL	JEEP	71M40/26	M / 74	00:18:57 / 71	00:02:44 / 76	00:40:13 / 66	00:02:59 / 78	00:29:17 / 112	01:34:10	00:31:44
93	275	WŁODARCZAK WITOLD		POL		63M40/27	M / 75	00:19:51 / 86	00:03:32 / 97	00:42:58 / 92	00:01:53 / 95	00:26:17 / 76	01:34:31	00:32:05
94	349	FERĘC JAN		POL	SKS KATOLIK.EDU.PL	96M16/12	M / 76	00:18:30 / 68	00:02:06 / 62	00:44:05 / 104	00:01:35 / 85	00:28:39 / 103	01:34:55	00:32:29
95	140	FOLGA ANDRZEJ		POL	IZZYMED	72M40/28	M / 77	00:22:32 / 117	00:02:17 / 113	00:41:17 / 73	00:01:56 / 93	00:27:12 / 88	01:35:14	00:32:48
96	121	KLAMMER MARCIN		POL		70M40/29	M / 78	00:22:09 / 111	00:02:22 / 112	00:41:44 / 76	00:02:22 / 100	00:26:54 / 86	01:35:31	00:33:05
97	259	SALAŁA BEATA		POL		64K45+1	K / 19	00:20:34 / 95	00:02:32 / 93	00:40:48 / 71	00:02:43 / 87	00:29:10 / 111	01:35:47	00:33:21
98	76	DUDKOWIAK GRAZYNA		POL	KANCELARIA ADWOKACKA DUDKOWIAK	61K45+2	K / 20	00:22:14 / 112	00:02:03 / 109	00:44:48 / 113	00:01:56 / 113	00:24:52 / 62	01:35:53	00:33:27
99	257	PIASEK PIOTR		POL	WWW.RAJSKISTAW.COM	65M40/30	M / 79	00:23:46 / 120	00:03:04 / 123	00:42:11 / 86	00:01:48 / 111	00:25:23 / 69	01:36:12	00:33:46
100	146	STANOCH EDWARD		POL		71M40/31	M / 80	00:17:34 / 54	00:02:41 / 57	00:49:12 / 129	00:01:40 / 114	00:25:19 / 68	01:36:26	00:34:00
101	109	NAPIÓRKOWSKA KAROLINA		POL		82K24/12	K / 21	00:19:06 / 74	00:02:11 / 71	00:45:36 / 117	00:01:31 / 98	00:28:16 / 100	01:36:40	00:34:14
102	66	RADASZKIEWICZ PIOTR		POL	METRO WARSZAWSKIE	72M40/32	M / 81	00:22:27 / 115	00:02:40 / 116	00:43:19 / 99	00:02:24 / 112	00:25:54 / 73	01:36:44	00:34:18
103	325	POLAK JAROSŁAW		POL		72M40/33	M / 82	00:18:07 / 62	00:02:56 / 70	00:42:24 / 88	00:01:58 / 81	00:31:22 / 122	01:36:47	00:34:21
104	185	BORYS GRZEGORZ		POL	EX SIEDLCE GDAŃSK	72M40/34	M / 83	00:20:58 / 97	00:02:10 / 94	00:44:06 / 106	00:01:52 / 102	00:28:01 / 97	01:37:07	00:34:41
105	267	PUZYR JACEK		POL	EX SIEDLCE GDAŃSK	65M40/35	M / 84	00:22:02 / 109	00:02:49 / 114	00:44:08 / 107	00:01:41 / 110	00:26:28 / 79	01:37:08	00:34:42
106	16	SZYDEŁ MARIUSZ		POL		90M20/17	M / 85	00:23:54 / 121	00:01:56 / 118	00:42:54 / 91	00:01:28 / 104	00:27:10 / 87	01:37:22	00:34:56
107	481	MULRAINEY MARK		POL	WARSAW INTERNATIONAL TRIATHLON CLUB (WIT)	71M40/36	M / 86	00:25:31 / 129	00:03:02 / 129	00:43:03 / 95	00:01:57 / 120	00:23:50 / 51	01:37:23	00:34:57
108	123	BARWIKOWSKA ŻANETA		POL	KUŹNIA TRIATHLONU	85K24/13	K / 22	00:20:24 / 91	00:02:07 / 84	00:46:03 / 119	00:01:42 / 105	00:28:08 / 99	01:38:24	00:35:58
109	82	DĄBROWSKA ANNA		POL		76K24/14	K / 23	00:21:06 / 102	00:02:28 / 98	00:44:29 / 110	00:02:06 / 103	00:28:40 / 104	01:38:49	00:36:23
110	410	SEKOWSKA KATARZYNA		POL	PURE POLAND	82K24/15	K / 24	00:20:59 / 98	00:02:54 / 102	00:46:06 / 120	00:02:13 / 117	00:26:47 / 84	01:38:59	00:36:33
111	461	SOLDAN MACIEJ		POL		72M40/37	M / 87	00:20:29 / 94	00:03:47 / 107	00:42:12 / 87	00:02:12 / 101	00:30:29 / 120	01:39:09	00:36:43
112	418	MORACZEWSKA KATARZYNA		POL		76K24/16	K / 25	00:21:10 / 104	00:02:26 / 99	00:45:05 / 115	00:01:46 / 107	00:28:43 / 105	01:39:10	00:36:44
113	25	KOPPEN HANS		POL		66M40/38	M / 88	00:18:13 / 64	00:03:56 / 81	00:41:44 / 77	00:02:19 / 84	00:33:05 / 127	01:39:17	00:36:51
114	454	BIEGAJ JACEK		POL		71M40/39	M / 89	00:22:32 / 116	00:01:56 / 111	00:43:48 / 101	00:02:12 / 109	00:28:59 / 109	01:39:27	00:37:01
115	164	POPIEL ARKADIUSZ		POL		63M40/40	M / 90	00:20:08 / 90	00:01:52 / 79	00:41:51 / 80	00:02:58 / 89	00:32:56 / 126	01:39:45	00:37:19
116	204	SZAŁKOWSKI SŁAWOMIR		POL	RUN IS FUN	69M40/41	M / 91	00:24:44 / 127	00:02:42 / 126	00:40:40 / 69	00:02:15 / 106	00:29:43 / 117	01:40:04	00:37:38
117	350	SZCZYPIÓR MARTA		POL		85K24/17	K / 26	00:19:41 / 81	00:03:06 / 87	00:48:11 / 126	00:02:03 / 118	00:27:13 / 89	01:40:14	00:37:48
118	151	CICHOŃ ARTUR		POL		65M40/42	M / 92	00:24:29 / 125	00:02:14 / 122	00:44:34 / 111	00:02:49 / 123	00:26:32 / 80	01:40:38	00:38:12
119	284	MOLDOVEANU CRISTINA		POL	WARSAW INTERNATIONAL TRIATHLON	78K24/18	K / 27	00:21:02 / 99	00:02:01 / 91	00:48:52 / 128	00:01:51 / 121	00:29:35 / 115	01:43:21	00:40:55

SERIA A

Msc Rank	Nr Bib	Nazwisko i imię Name	Kraj Nat.	Drużyna Team	R-k YoB	W kategorii in Age	Pływanie	T1/Pozycja	Rower	T2/Pozycja	Bieg	Wynik Time	Strata Diff.		
CLUB															
120	355	PIOTROWSKI PAWEŁ		POL			70M40/43	M / 93	00:25:37 / 130	00:02:46 / 128	00:44:46 / 112	00:03:22 / 126	00:27:23 / 91	01:43:54	00:41:28
121	236	ZALEWSKI PIOTR		POL	ALETEMPO		69M40/44	M / 94	00:24:17 / 124	00:05:13 / 131	00:47:02 / 122	00:01:47 / 129	00:26:02 / 74	01:44:21	00:41:55
122	423	SUSŁOWICZ WIESŁAW		POL			62M50/13	M / 95	00:27:25 / 132	00:02:00 / 130	00:42:46 / 89	00:02:06 / 124	00:30:38 / 121	01:44:55	00:42:29
123	332	WOLSKA MARTA		POL			94K18/4	K / 28	00:20:41 / 96	00:02:19 / 90	00:47:04 / 123	00:01:50 / 116	00:33:27 / 130	01:45:21	00:42:55
124	456	PIWOWARSKA KATARZYNA		POL	TYTANOWE ŚRUBKI		81K24/19	K / 29	00:24:31 / 126	00:02:48 / 124	00:44:05 / 105	00:02:30 / 122	00:32:33 / 125	01:46:27	00:44:01
125	50	WÓJCIK JULIA		POL			76K24/20	K / 30	00:21:19 / 106	00:02:58 / 108	00:47:15 / 125	00:01:56 / 119	00:33:09 / 128	01:46:37	00:44:11
126	77	BADZYŃSKI PAWEŁ		POL			71M40/45	M / 96	00:24:00 / 122	00:02:42 / 121	00:49:57 / 130	00:02:34 / 130	00:27:29 / 93	01:46:42	00:44:16
127	78	KRUKOWSKA GRAŻYNA		POL	RUN LUSIA RUN		73K24/21	K / 31	00:24:49 / 128	00:03:11 / 127	00:47:09 / 124	00:02:17 / 128	00:29:19 / 113	01:46:45	00:44:19
128	191	DROJECKA AGNIESZKA		POL			78K24/22	K / 32	00:24:08 / 123	00:02:32 / 120	00:45:46 / 118	00:02:26 / 125	00:32:08 / 124	01:47:00	00:44:34
129	116	WACŁAWSKA- MATYJASIK AGATA		POL			82K24/23	K / 33	00:21:03 / 101	00:02:12 / 95	00:46:33 / 121	00:02:02 / 115	00:35:26 / 132	01:47:16	00:44:50
130	260	UTKO MONIKA		POL	WILANOW COFFIN DODGERS		90K20/4	K / 34	00:22:40 / 118	00:01:39 / 110	00:50:13 / 131	00:02:02 / 127	00:33:56 / 131	01:50:30	00:48:04
131	207	JANOTA KATARZYNA		POL	WARSAW INTERNATIONAL TRIATHLON CLUB		64K45+/3	K / 35	00:21:33 / 108	00:05:51 / 125	00:52:03 / 132	00:02:33 / 131	00:30:08 / 118	01:52:08	00:49:42
CLUB															
132	67	PNIEWSKA-LASKOWSKA IRMINA		POL	PIKB		57K45+/4	K / 36	00:27:09 / 131	00:03:08 / 132	00:48:19 / 127	00:03:26 / 132	00:33:20 / 129	01:55:22	00:52:56